

ROUND E

BASIC CHARACTERISTIC

Elegant and sophisticated design, optimal capacity and above standard user's comfort are the qualities characterizing the **ROUND-E** turnstile. This turnstile is suitable solution for entrance halls and lobby where a high performance and aesthetics is required. The different design of coloured glass make possible to integrate **ROUND-E** turnstile to any environment. Turnstile **ROUND-E** is a bi-directional turnstile with electronic control, the 120° openings ensure comfortable, easy and safe access for one person.

ROUND-E turnstile is equipped with a motor drive unit, afterwards it is a quiet, motorised user-friendly turnstile.

Up-to-date control electronics enables easy setting of turnstile operating mode and at the same time it

ensures the communication with different types of identification systems including manual control. To ensure the access of immobile persons and at the same time to realize safety regulations the turnstile **ROUND-E** can be suitably completed by PEGAS gates and together they make compact and complex entrance control system.

Motor drive unit MT

ROUND-E turnstile motorised version provides high comfort coupled with reliable and maintenance-free running, in addition:

- effective blocking system in combination with motor-driven unit
- automatically adapts the rotation speed to the users
- provides a high level of safety - in the event the turnstile detects an obstruction it will stop moving
- silent and fluent operation
- possibility to set smooth final phase of rotation

Motor-driven unit is supplied in two variants:

- 1) **FAIL-LOCK:** turnstile is blocked during the power failure
- 2) **FAIL-SAFE:** turnstile is unblocked for free passage during the power failure

TURNSTILE MATERIALS AND SURFACE TREATMENT:

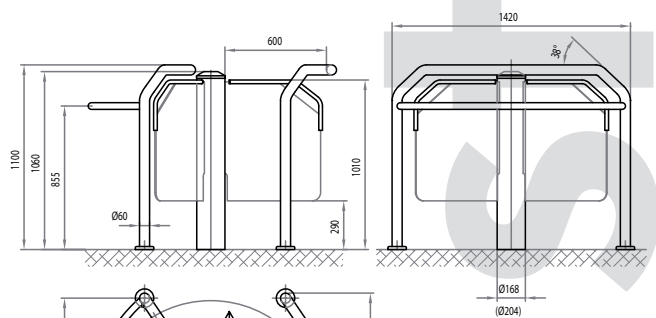
The turnstile is supplied in two variations:

ROUND-E: guiding railings made from stainless tube \varnothing 60 mm with bavelled corners. Bavelled stainless handrail made from tube \varnothing 22 mm on the upper edge of wing.

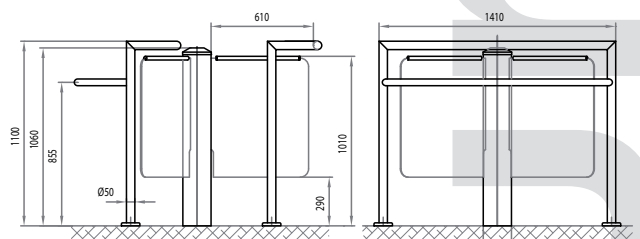
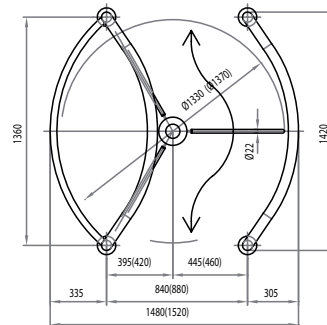
ROUND-E-S: (economy variant) guiding railings made from stainless tube \varnothing 50 mm with acute corners. Straight stainless handrail made from tube \varnothing 22 mm on the upper edge of wing.

Central column: stainless tube \varnothing 168 mm

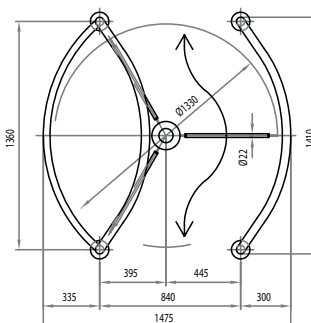
Wings: 8 mm tempered safety glass without any frame (standard-clear glass) with stainless steel push-bar on top. Stainless steel material is standardly brushed. Other mechanical parts of turnstile are finished by galvanic zining or blackening.



ROUND-E



ROUND-E-S



Interface:

Turnstiles are controlled by microprocessor control units that is equipped with high effective processor. Control electronics is equipped with extensive subsystem that enables the connection of many input and output devices, all of them are galvanically isolated.

- device operating by status signals, serial bus RS 485, USB or Ethernet (with external converter)
- configurable two-state outputs about turnstile status
- motor control by digital power bridges with overload protection and current measurement
- include generating log file with a list of all faults accompanied with time/date mark
- possibility of remote firmware upgrade
- wide range of configuration and diagnostics parameters for remote customization using T-CONF software
- full remote control of turnstile network including passage counters status shown on PC using T-MON program
- possibility to connect the supplementary ultrasonic, laser or infra-red sensors
- enables back up accumulator connection directly in the turnstile (supports charging, measuring and auto-switching for power supply from accumulator in case of power failure)
- connectors for all input/output signals for fast and easy installation, service and replacement
- top-quality control electronics enables high operational reliability

Operating modes:

If input signal from access control system or button controller is received it is possible to turn round the turnstile 120° and by that way enable the passing to one person.

For each way of direction it is possible to define the different operating modes:

1. free passage
2. controlled passage
3. permanently blocked

This setting can be set-up for any direction eventually for both directions at the same time.

BASIC TECHNICAL PARAMETERS

Table of drive unit electric parameters:

Type of drive unit	Rated supply voltage	Power consumption in basic operation modes		
		Standby mode break activated / break released		Transit mode
Motorised FAIL-LOCK	12VDC	3 W	12,5 W	25 W
Motorised FAIL-SAFE	12VDC	12,5 W	3 W	15 W

- standard range of working temperatures: +10°...+50°C
- range of working temperatures (with heating module) -25°... +50°C
- range of storage temperatures 0°... +50°C
- maximum relative humidity 80% (non-aggressive environment)
- MCBF: 3 000 000 cycles (number of cycles before error)

The number of passages, in dependence on type of control electronics, operating mode and the way of identification of passing people, rates between 15 to 30 persons per minute.

Increase of power supply on motor drive unit with automatic heating module is 24 W. The power supply can be also increased by using optional accessories.



ACCESSORIES

Columns and holders for accessories:

Columns and holders for placing of identification readers or other accessories (for example: LED information panel).

Traffic-Light information panel:

- information about the turnstile accessibility in set direction
- information about transit permission based on evaluation by access control system
- information about invalid card

Touch control panel (touch panel)

- device for remote manual control of turnstiles with wide range of operational mode settings
- LED diodes to inform operator about actual turnstile status including alarms
- control of up to 4 turnstiles or 3 turnstiles + general emergency button

Back-up accumulator:

During a power failure the accumulator ensures the turnstile continuous operation for a period of minimally 6 hours. It is possible to use two backup modes.

Counter:

- included in program T-MON
- it is possible to connect the external counter

Identification systems:

In order to identify the passing people, it is possible to connect to these turnstiles ROUND-E any type of barcode, magnetic card, proximity chip card, smartcard, biometric reader.

Software accessories:

COMMUNICATION CLIENT – software that enables the connection of turnstile network with PC. This program runs on the background (its activity is hidden) and enables to any PC with valid authority to make setting and control the turnstile network.

T-MON – program that enables to control the turnstile system from any PC with valid authorization in customer's network. Remote control of the same turnstile is possible from different PC at the same time. It is fully graphic application that can be used even with touchscreen monitors.

T-CONF – program that enables to change the turnstile configuration, configuration backup, record new configuration, error report and vypustit z textu firmware upgrade. It is localized to many world languages. It is possible remotely connect to any turnstile through Internet after fulfilment of all network qualifications.

Specific variants:

- central column is made from tube Ø 204 mm for the type ROUND-E
- choice of coloured glass
- glass design/logo according to architect's request