



EasyGate SPT-G Bike / SPT-R Bike

Type

Swing technology
2 wings
G model – round front
R model – square front

Safety & Security Detection


- 36 pairs of IR sensors
- Induction loop
- Safety & Security levels
- Tailgating / Cross over detection

Dimensions


Cabinet height	975 mm	38.39"
Cabinet length	2000 mm	78.74"
Cabinet width	180 mm	7.09"
Barrier height standard	1 200 mm	47.24"
Barrier height max.	1 800 mm	70.87"
Passage width standard	920 mm	36.20"
Passage width max.	990 mm	38.97"

Special features

Z-Shape tempered glass barrier panels
Heavy duty wings*
Cabinet extension for mass transit terminals*



EasyGate SPT-G Bike
1 800 mm



EasyGate SPT-R Bike
1 800 mm

* Optional



EasyGate SPT G Bike

Materials and Colours

Covers	brushed stainless steel
Top Lid	black glass
Barriers	Z-Shape tempered glass barrier panels (10 mm / 0.39")
Side infill panel	tempered glass panels (6 mm / 0.24")

Operating Environment

Indoor

Drive Mechanism

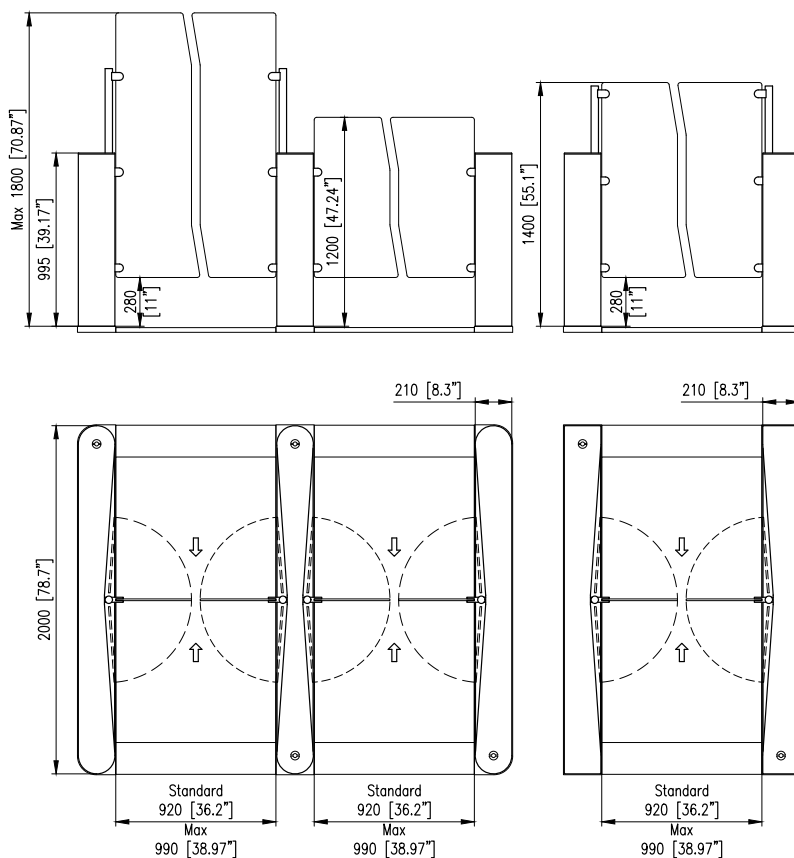
Magnetic Direct Drive motor with external tooth brake
MCBF 25 000 000

Emergency Mode

Open automatically in the exit direction
Pushthrough feature*

Optional Accessories

RFID reader bracket (flush mounted)
Access Light / Lane Light / Wing Light
WAV player
Hinge capping
Pushthrough feature / Pressure sensing top
EasyTouch/TouchPanel/T-MON SW/RF remote control
SuperCap (emergency power back-up)
Alternative surface finishes / Optional top finishes
Integration of LiftCall / Card collector / BarCode scanner
Ramp LT / Bike
Loop-to-concrete package



cominfo

By **GUNNEBO** Entrance Control